

KEDIA ADVISORY



# DAILY BULLION REPORT

12 May 2025

- BULDEX
- GOLD
- SILVER



Kedia Stocks & Commodities Research Pvt. Ltd.

Research Advisory | White Labelling | Digital Marketing



## BULDEX SNAPSHOT

Commodity	Expiry	Open	High	Low	Close	% Change
MCXBULLDEX	27-May-25	21937.00	22222.00	21937.00	22094.00	-0.17
MCXBULLDEX	25-Jun-25	0.00	0.00	0.00	22340.00	0.31

## BULLION SNAPSHOT

Commodity	Expiry	Open	High	Low	Close	% Change
GOLD	5-Jun-25	96020.00	96741.00	95834.00	96518.00	0.36
GOLD	5-Aug-25	96740.00	97460.00	96542.00	97193.00	0.28
GOLDMINI	5-Jun-25	96081.00	96733.00	95831.00	96490.00	0.35
GOLDMINI	4-Jul-25	96467.00	97100.00	96220.00	96846.00	0.29
SILVER	4-Jul-25	96190.00	97044.00	95900.00	96729.00	0.22
SILVER	5-Sep-25	97634.00	98523.00	97495.00	98201.00	0.18
SILVERMINI	30-Jun-25	96105.00	97000.00	95918.00	96717.00	0.56
SILVERMINI	29-Aug-25	97833.00	98592.00	97595.00	98288.00	0.03

## OPEN INTEREST SNAPSHOT

Commodity	Expiry	% Change	% Oi Change	Oi Status
MCXBULLDEX	27-May-25	-0.17	-2.70	Long Liquidation
MCXBULLDEX	25-Jun-25	0.31	0.00	Short Covering
GOLD	5-Jun-25	0.36	-0.47	Short Covering
GOLD	5-Aug-25	0.28	3.61	Fresh Buying
GOLDMINI	5-Jun-25	0.35	0.44	Fresh Buying
GOLDMINI	4-Jul-25	0.29	0.14	Fresh Buying
SILVER	4-Jul-25	0.22	-1.66	Short Covering
SILVER	5-Sep-25	0.18	-0.30	Short Covering
SILVERMINI	30-Jun-25	0.22	0.56	Fresh Buying
SILVERMINI	29-Aug-25	0.17	0.03	Fresh Buying


## INTERNATIONAL BULLION SNAPSHOT

Commodity	Open	High	Low	Close	% Change
Gold \$	3272.92	3288.97	3266.12	3287.85	-1.50
Silver \$	32.62	32.68	32.55	32.67	-0.16

## RATIOS


Ratio	Price	Ratio	Price	Ratio	Price
Gold / Silver Ratio	99.78	Silver / Crudeoil Ratio	18.56	Gold / Copper Ratio	113.34
Gold / Crudeoil Ratio	18.52	Silver / Copper Ratio	113.59	Crudeoil / Copper Ratio	6.12

## Important levels for Jewellery/Bullion Dealers




MCX GOLD

Booking Price for Sellers	Booking Price for Buyers
96828.00	96208.00
97038.00	95998.00




MCX SILVER

Booking Price for Sellers	Booking Price for Buyers
97449.00	96009.00
98209.00	95249.00




RUPEE

Booking Price for Sellers	Booking Price for Buyers
84.80	84.44
85.02	84.22



COMEX GOLD

Booking Price for Sellers	Booking Price for Buyers
3287.40	3262.10
3300.30	3249.20



COMEX SILVER

Booking Price for Sellers	Booking Price for Buyers
33.08	32.26
33.39	31.95

Click here for download Kedia Advisory **Special Research** Reports





## Technical Snapshot



**SELL GOLD JUN @ 96600 SL 97000 TGT 96100-95700. MCX**

## Observations

Gold trading range for the day is 95460-97270.

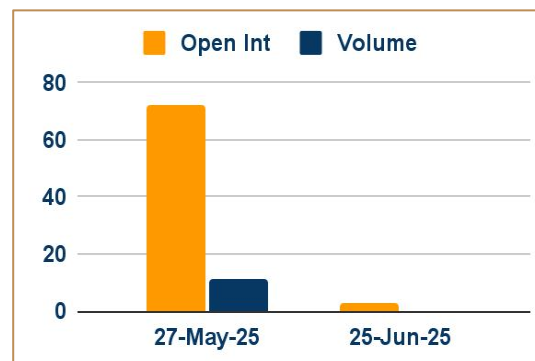
Gold gained on a softer U.S. dollar, with markets looking ahead to the upcoming U.S.-China trade talks

Fed's Williams said that the U.S.' trade policy is increasing downside risks to the economy, including the risk of slower growth

Gold reserves in London vaults rise in April as bullion returns from US

Traders are also keeping a close eye on the geopolitical front amid rising tensions between India and Pakistan.

## OI &amp; Volume



## Spread

GOLD AUG-JUN	675.00
GOLDMINI JUL-JUN	356.00

## Trading Levels

Commodity	Expiry	Close	R2	R1	PP	S1	S2
GOLD	5-Jun-25	96518.00	97270.00	96895.00	96365.00	95990.00	95460.00
GOLD	5-Aug-25	97193.00	97985.00	97590.00	97065.00	96670.00	96145.00
GOLDMINI	5-Jun-25	96490.00	97255.00	96870.00	96350.00	95965.00	95445.00
GOLDMINI	4-Jul-25	96846.00	97600.00	97220.00	96720.00	96340.00	95840.00
Gold \$		3287.85	3303.85	3295.88	3281.00	3273.03	3258.15

## Technical Snapshot



**SELL SILVER JUL @ 97200 SL 97900 TGT 96300-95800. MCX**

## Observations

Silver trading range for the day is 95415-97705.

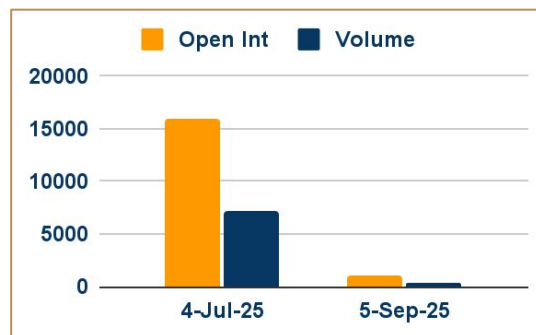
Silver gains as investors adopted a cautious stance ahead of high-stakes US-China trade negotiations.

Fed's Powell reinforced a cautious monetary policy stance, warning of mounting risks to inflation and employment.

Silver holdings in London rose for the first time since October 2024.

There were 22,859 tons of silver held in London vaults in April, up 3.3 % from March - LBMA

## OI &amp; Volume



## Spread

SILVER SEP-JUL	1472.00
SILVERMINI AUG-JUN	1571.00

## Trading Levels

Commodity	Expiry	Close	R2	R1	PP	S1	S2
SILVER	4-Jul-25	96729.00	97705.00	97220.00	96560.00	96075.00	95415.00
SILVER	5-Sep-25	98201.00	99105.00	98655.00	98075.00	97625.00	97045.00
SILVERMINI	30-Jun-25	96717.00	97625.00	97170.00	96545.00	96090.00	95465.00
SILVERMINI	29-Aug-25	98288.00	99155.00	98725.00	98160.00	97730.00	97165.00
Silver \$		32.67	32.76	32.71	32.63	32.58	32.50

Gold gained on a softer U.S. dollar, with markets looking ahead to the upcoming U.S.-China trade talks this weekend. Federal Reserve Bank of New York President John Williams said that the U.S.' trade policy is increasing downside risks to the economy, including the risk of slower growth, higher unemployment and somewhat higher inflation. Traders are also keeping a close eye on the geopolitical front amid rising tensions between India and Pakistan.

Asia Gold-India demand slows, China purchases seen up post holiday - Indian gold dealers offered price discounts amid weak demand as a weaker rupee lifted local prices to near-record highs, while buying in China picked up after a holiday. Indian dealers offered a discount up to \$16 an ounce over official domestic prices. Dealers had initially offered a discount of up to \$24 per ounce early last week, but started charging a \$3 premium in the second half. Elsewhere, dealers in top gold consumer China charged premiums of \$42-\$49 an ounce over the global benchmark spot price, compared with premiums of \$34-\$48 last week. Meanwhile, China's central bank approved foreign exchange purchases by some commercial banks to pay for gold imports under recently increased quotas. In Hong Kong, gold was sold at par to a \$2 premium, while in Singapore gold traded at par with the global benchmark to a premium of up to \$2.50 per ounce. In Japan, bullion was sold at a discount of \$0.50 to a \$0.50 premium.

Share of gold in India's forex reserves doubles in four years, central bank report shows - The share of gold held by India's central bank in its foreign exchange reserves has doubled in the last four years as on March-end, a report by the Reserve Bank of India showed on Monday. In dollar value terms, the share of gold in the total foreign exchange reserves increased to about 11.70% by end-March, from 9.32% as at end-September 2024 and 5.87% as on end-March 2021, the central bank's half year forex reserves report said. As of end-March, the RBI held 879.59 metric tonnes of gold, compared to 854.73 metric tonnes at the end of September. The proportion of gold held domestically rose to 511.99 metric tonnes as of March 31, against 510.46 metric tonnes at September-end, the RBI said. "While 348.62 metric tonnes of gold were kept in safe custody with the Bank of England and the Bank for International Settlements (BIS), 18.98 metric tonnes were held in the form of gold deposits," the report showed.

Gold Demand Q1 2025: Investment Soars 170% Despite Weak Jewellery and Central Bank Buying - Global gold demand including over-the-counter (OTC) trading rose by 1% year-on-year to 1,206 metric tons in the first quarter of 2025 as investment jumped 170%, the World Gold Council said. Driving up investment demand were massive inflows into physically backed gold exchange-traded funds and 14% growth in demand for gold bars in the first quarter. That offset a 32% slump in demand for coins. However, bar and coin investment in China rose 12% to 124.2 tons, the highest level since the second quarter of 2013's record high, said the WGC. Amid high prices, global gold jewellery consumption, fell 21% to 380.3 tons, the lowest level since the 2020 pandemic. Central banks, another major source of gold demand, cut purchases by 21% to 243.7 tons in the first quarter, the WGC calculated, based on reported purchases and an estimate of unreported buying.

India Gold Trend 2025: Jewellery Demand Hits 15-Year Low as Investment Share Peaks - Share of investment demand in India's total gold consumption will likely rise in 2025, as the price rally curtails jewellery demand but lures investors trying to diversify their portfolios amid geopolitical tensions, the World Gold Council (WGC) said. The country's jewellery demand in the January-March quarter fell 25% from a year ago to 71.4 metric tons, the lowest for that period since 2009. In contrast, investment demand experienced a 7% rise to 46.7 tons, the WGC said in a report. Share of investment demand in total gold demand surged to 39.5% in the first quarter of 2025, the highest in more than a decade, the WGC data showed.



MCX Gold Seasonality



MCX Silver Seasonality



## USDINR Seasonality



## Weekly Economic Data

Date	Curr.	Data
May 13	EUR	German ZEW Economic Sentiment
May 13	EUR	ZEW Economic Sentiment
May 13	USD	NFIB Small Business Index
May 13	USD	Core CPI m/m
May 13	USD	CPI m/m
May 13	USD	CPI y/y
May 14	EUR	German Final CPI m/m
May 14	USD	Crude Oil Inventories
May 15	EUR	Flash Employment Change q/q
May 15	EUR	Flash GDP q/q
May 15	EUR	Industrial Production m/m
May 15	USD	Core PPI m/m
May 15	USD	Core Retail Sales m/m

Date	Curr.	Data
May 15	USD	Unemployment Claims
May 15	USD	Empire State Manufacturing Index
May 15	USD	Philly Fed Manufacturing Index
May 15	USD	Capacity Utilization Rate
May 15	USD	Industrial Production m/m
May 15	USD	Business Inventories m/m
May 15	USD	NAHB Housing Market Index
May 15	USD	Natural Gas Storage
May 16	EUR	Trade Balance
May 16	EUR	Italian Trade Balance
May 16	USD	Building Permits
May 16	USD	Housing Starts
May 16	USD	Import Prices m/m



This Report is prepared and distributed by Kedia Stocks & Commodities Research Pvt Ltd. Our SEBI REGISTRATION NUMBER - INH000006156. for information purposes only. The recommendations, if any, made herein are expressions of views and/or opinions and should not be deemed or construed to be neither advice for the purpose of purchase or sale through KSCRPL nor any solicitation or offering of any investment /trading opportunity. These information/opinions/ views are not meant to serve as a professional investment guide for the readers. No action is solicited based upon the information provided herein. Recipients of this Report should rely on information/data arising out of their own investigations. Readers are advised to seek independent professional advice and arrive at an informed trading/investment decision before executing any trades or making any investments. This Report has been prepared on the basis of publicly available information, internally developed data and other sources believed by KSCRPL to be reliable. KSCRPL or its directors, employees, affiliates or representatives do not assume any responsibility for or warrant the accuracy, completeness, adequacy and reliability of such information/opinions/ views. While due care has been taken to ensure that the disclosures and opinions given are fair and reasonable, none of the directors, employees, affiliates or representatives of KSCRPL shall be liable for any direct, indirect, special, incidental, consequential, punitive or exemplary damages, including lost profits arising in any way whatsoever from the information/opinions/views contained in this Report. The possession, circulation and/or distribution of this Report may be restricted or regulated in certain jurisdictions by appropriate laws. No action has been or will be taken by KSCRPL in any jurisdiction (other than India), where any action for such purpose (s) is required. Accordingly, this Report shall not be possessed, circulated and/ or distributed in any such country or jurisdiction unless such action is in compliance with all applicable laws and regulations of such country or jurisdiction. KSCRPL requires such a recipient to inform himself about and to observe any restrictions at his own expense, without any liability to KSCRPL. Any dispute arising out of this Report shall be subject to the exclusive jurisdiction of the Courts in India.

**KEDIA ADVISORY****KEDIA STOCKS & COMMODITIES RESEARCH PVT LTD****Mumbai, India****SEBI REGISTRATION NUMBER - INH000006156****For more details, please contact: +91 93234 06035 / 96195 51022****Email: [info@kediaadvisory.com](mailto:info@kediaadvisory.com)****Regd.Off.: 1, 2, 3 & 4, 1st Floor, Tulip Bldg, Flower Valley Complex, Khadakpada Circle,  
Kalyan-(W), Mumbai-421301**